

Independent Auditor's Report

INDEPENDENT AUDITOR'S REPORT

To the Members of
SS MICROTECH PRIVATE LIMITED

Report on the Financial Statements

Opinion

We have audited the accompanying financial statements of SS MICROTECH PRIVATE LIMITED ("the Company"), which comprise the balance sheet as at March 31, 2024, and the Statement of Profit and Loss for the year then ended, and notes to the financial statements, including a summary of significant accounting policies and other explanatory information.

In our opinion and to the best of our information and according to the explanations given to us, the aforesaid financial statements give the information required by the **Companies Act, 2013** ('Act') in the manner so required and give a true and fair view in conformity with the accounting principles generally accepted in India, of the state of affairs of the Company as at March 31, 2024, its profit and loss statement for the year ended on that date.

Basis for opinion

We conducted our audit in accordance with the standards on auditing specified under section 143 (10) of the Companies Act, 2013. Our responsibilities under those Standards are further described in the auditor's responsibilities for the audit of the financial statements section of our report. We are independent of the Company in accordance with the code of ethics issued by the Institute of Chartered Accountants of India together with the ethical requirements that are relevant to our audit of the financial statements under the provisions of the Act and the rules thereunder, and we have fulfilled our other ethical responsibilities in accordance with these requirements and the code of ethics.

We believe that the audit evidence we have obtained is sufficient and appropriate to provide a basis for our opinion.

Key audit matters

Key audit matters are those matters that, in our professional judgment, were of most significance in our audit of the financial statements of the current period. These matters were addressed in the context of our audit of the financial statements as a whole, and in forming our opinion thereon, and we do not provide a separate opinion on these matters.

Reporting of key audit matters as per SA 701, Key Audit Matters are not applicable to the Company as it is an unlisted company.



Independent Auditor's Report

Management's responsibility for the financial statements

The Company's board of directors are responsible for the matters stated in section 134 (5) of the Act with respect to the preparation of these financial statements that give a true and fair view of the financial position, financial performance and cash flows of the Company in accordance with the accounting principles generally accepted in India, including the accounting standards specified under section 133 of the Act. This responsibility also includes maintenance of adequate accounting records in accordance with the provisions of the Act for safeguarding of the assets of the Company and for preventing and detecting frauds and other irregularities; selection and application of appropriate accounting policies; making judgments and estimates that are reasonable and prudent; and design, implementation and maintenance of adequate internal financial controls, that were operating effectively for ensuring the accuracy and completeness of the accounting records, relevant to the preparation and presentation of the financial statement that give a true and fair view and are free from material misstatement, whether due to fraud or error.

In preparing the financial statements, management is responsible for assessing the Company's ability to continue as a going concern, disclosing, as applicable, matters related to going concern and using the going concern basis of accounting unless management either intends to liquidate the Company or to cease operations, or has no realistic alternative but to do so.

The board of directors are also responsible for overseeing the Company's financial reporting process.

Auditor's responsibilities for the audit of the financial statements

Our objectives are to obtain reasonable assurance about whether the financial statements are free from material misstatement, whether due to fraud or error, and to issue an auditor's report that includes our opinion. Reasonable assurance is a high level of assurance but is not a guarantee that an audit conducted in accordance with SAs will always detect a material misstatement when it exists. Misstatements can arise from fraud or error and are considered material if, individually or in the aggregate, they could reasonably be expected to influence the economic decisions of users taken on the basis of these financial statements.

As part of an audit in accordance with SAs, we exercise professional judgment and maintain professional skepticism throughout the audit. We also:

- Identify and assess the risks of material misstatement of the financial statements, whether due to fraud or error, design and perform audit procedures responsive to those risks, and obtain audit evidence that is sufficient and appropriate to provide a basis for our opinion. The risk of not detecting a material misstatement resulting from fraud is higher than for one resulting from error, as fraud may involve collusion, forgery, intentional omissions, misrepresentations, or the override of internal control.



Independent Auditor's Report

- Obtain an understanding of internal control relevant to the audit in order to design audit procedures that are appropriate in the circumstances. Under section 143(3)(i) of the Companies Act, 2013, we are also responsible for expressing our opinion on whether the company has adequate internal financial controls system in place and the operating effectiveness of such controls
- Evaluate the appropriateness of accounting policies used and the reasonableness of accounting estimates and related disclosures made by management.
- Conclude on the appropriateness of management's use of the going concern basis of accounting and, based on the audit evidence obtained, whether a material uncertainty exists related to events or conditions that may cast significant doubt on the Company's ability to continue as a going concern. If we conclude that a material uncertainty exists, we are required to draw attention in our auditor's report to the related disclosures in the financial statements or, if such disclosures are inadequate, to modify our opinion. Our conclusions are based on the audit evidence obtained up to the date of our auditor's report. However, future events or conditions may cause the Company to cease to continue as a going concern.
- Evaluate the overall presentation, structure and content of the financial statements, including the disclosures, and whether the financial statements represent the underlying transactions and events in a manner that achieves fair presentation.

We communicate with those charged with governance regarding, among other matters, the planned scope and timing of the audit and significant audit findings, including any significant deficiencies in internal control that we identify during our audit.

We also provide those charged with governance with a statement that we have complied with relevant ethical requirements regarding independence, and to communicate with them all relationships and other matters that may reasonably be thought to bear on our independence, and where applicable, related safeguards. From the matters communicated with those charged with governance, we determine those matters that were of most significance in the audit of the financial statements of the current period and are therefore the key audit matters. We describe these matters in our auditor's report unless law or regulation precludes public disclosure about the matter or when, in extremely rare circumstances, we determine that a matter should not be communicated in our report because the adverse consequences of doing so would reasonably be expected to outweigh the public interest benefits of such communication.

Report on other legal and regulatory requirements

As required by the Companies (Auditor's Report) Order, 2020 ("the Order"), issued by the Central Government of India in terms of sub-section (11) of section 143 of the Companies Act, 2013, we report that the said order does not apply to the Company.



Independent Auditor's Report

As required by Section 143(3) of the Act, we report that:

- (1) We have sought and obtained all the information and explanations which to the best of our knowledge and belief were necessary for the purposes of our audit;
- (2) In our opinion, proper books of account as required by law have been kept by the Company so far as it appears from our examination of those books;
- (3) The balance sheet, the statement of profit and loss dealt with by this report are in agreement with the books of account;
- (d) In our opinion, the aforesaid financial statements comply with the accounting standards specified under section 133 of the Act, read with rule 7 of the Companies (Accounts) Rules, 2014;
- (e) On the basis of the written representations received from the directors as on March 31, 2024 taken on record by the board of directors, none of the directors is disqualified as on March 31, 2024 from being appointed as a director in terms of Section 164 (2) of the Act;
- (f) Since the Company's turnover as per last audited financial statements is less than Rs.50 Crores and its borrowings from banks and financial institutions at any time during the year is less than Rs.25 Crores, the Company is exempted from getting an audit opinion with respect to the adequacy of the internal financial controls over financial reporting of the company and the operating effectiveness of such controls vide notification dated June 13, 2017; and
- (g) With respect to the other matters to be included in the Auditor's Report in accordance with Rule 11 of the Companies (Audit and Auditors) Rules, 2014, in our opinion and to the best of our information and according to the explanations given to us;
 - a. The Company does not have any pending litigations which would impact its financial position;
 - b. The Company did not have any long-term contracts including derivative contracts for which there were any material foreseeable losses; and
 - c. There has been no delay in transferring amounts, required to be transferred, to the Investor Education and Protection Fund by the Company
 - d. (i) The management has represented that, to the best of its knowledge and belief, other than as disclosed in the notes to the accounts, no funds have been advanced or loaned or invested (either from borrowed funds or share premium or any other sources or kind of funds) by the company to or in any other person(s) or entity(ies), including foreign entities ("Intermediaries"), with the understanding, whether recorded in writing or otherwise, that the Intermediary shall, whether, directly or indirectly lend or invest in other persons or entities identified in any manner whatsoever by or on behalf of the company ("Ultimate Beneficiaries") or provide any guarantee, security or the like on behalf of the Ultimate Beneficiaries;



Independent Auditor's Report

(ii). The management has represented, that, to the best of its knowledge and belief, other than as disclosed in the notes to the accounts, no funds have been received by the company from any person(s) or entity(ies), including foreign entities ("Funding Parties"), with the understanding, whether recorded in writing or otherwise, that the company shall, whether, directly or indirectly, lend or invest in other persons or entities identified in any manner whatsoever by or on behalf of the Funding Party ("Ultimate Beneficiaries") or provide any guarantee, security or the like on behalf of the Ultimate Beneficiaries; and

(iii). Based on audit procedures which we considered reasonable and appropriate in the circumstances, nothing has come to our notice that has caused us to believe that the representations under sub clause (a) and (b) contain any material mis-statement.

(e). The company has not declared or paid any dividend during the year in contravention of the provisions of section 123 of the Companies Act, 2013.

(h) Based on our examination which included test checks, the company has used an accounting software for maintaining its books of account which has a feature of recording audit trail (edit log) facility and the same has operated throughout the year for all relevant transactions recorded in the software. Further, during the course of our audit we did not come across any instance of audit trail feature being tampered with.

As proviso to Rule 3(1) of the Companies (Accounts) Rules, 2014 is applicable from April 1, 2023, reporting under Rule 11(g) of the Companies (Audit and Auditors) Rules, 2014 on preservation of audit trail as per the statutory requirements for record retention is not applicable for the financial year ended March 31, 2024

For and on behalf of

Siddharth Bodas & co.

Chartered Accountants

Firm's registration number: 131627W



CA Siddharth Bodas

Proprietor

Membership number: 137227

Place: Dombivli

Date: 28.09.2024

UDIN : 24137227BKCIJ4358



(Rupees in Thousands)

SS MICROTECH PVT. LTD.**BALANCE SHEET AS ON 31.03.2024**

Particulars	Notes No.	As at 31 March, 2024	As at 31 March, 2023
		Amount	Amount
(A) EQUITY AND LIABILITIES			
1 Shareholders' funds			
(a) Share capital	<u>2</u>	100.00	100.00
(b) Surplus	<u>3</u>	60,420.60	52,082.17
2 Non-current liabilities			
(a) Long term borrowings	<u>4</u>	8,921.05	10,285.93
3 Current liabilities			
(a) Short Term Borrowings	<u>5</u>	22,916.43	23,479.45
(b) Trade payables	<u>6</u>	8,748.14	9,072.13
(c) Other current liabilities	<u>7</u>	4,313.40	3,819.02
(d) Short-term provisions	<u>8</u>	5,347.47	4,001.81
	TOTAL	1,10,767.09	1,02,840.50
(B) ASSETS			
1 Non-current assets			
<u>Property plant and equipment and Intangible Assets</u>			
a) Property, Plant and Equipment	<u>9</u>	33,466.57	33,608.81
2 Current assets			
(a) Inventories	<u>10</u>	24,779.09	30,116.68
(b) Trade receivables	<u>11</u>	15,575.73	15,916.38
(c) Cash and cash equivalents	<u>12</u>	24,088.79	12,338.45
(d) Short-term loans and advances	<u>13</u>	12,766.60	10,265.43
(e) Other current assets	<u>14</u>	90.32	594.75
	TOTAL	1,10,767.09	1,02,840.50

As Per our annexed report of even date
For SIDDHARTH BODAS & CO.
CHARTERED ACCOUNTANTS
FRN. 131627W


CA Siddharth Bodas
 (Proprietor)
 MEMBERSHIP NO.137227




PLACE: DOMBIVLI
 DATE: 28.09.2024

For and on behalf of Board of Directors
 For SS Microtech Pvt Ltd


SHANKAR N. BHATTA (Director)
 DIN: 05266879




MAUSUMI S. BHATTA (Director)
 DIN: 05266806

SS MICROTECH PVT. LTD.
 **DIRECTOR**
 **DIRECTOR**

(Rupees in Thousands)

SS MICROTECH PVT. LTD.		
NOTE 2	As on 31.03.2024	As on 31.03.2023
SHARE CAPITAL AUTHORISED		
10,000 Equity Shares of Rs.10/- each	100.00	100.00
ISSUED SUBSCRIBED AND FULLY PAID UP		
10,000 Equity shares of Rs.10/-each	100.00	100.00
Total	100.00	100.00

Details of shareholders' holding more than 5% shares

NAME OF SHAREHOLDER	AS AT 31ST MARCH, 2024		AS AT 31ST MARCH, 2023	
	No. of Shares held	% of Holding	No. of Shares held	% of Holding
Mausumi Shankar Bhatta	5,000	50	5,000	50
Shankar N Bhatta	5,000	50	5,000	50

Share Capital Reconciliation Particulars	Opening Balance	Fresh Issue	Buy Back	Closing Balance
Equity share with voting Rights				
Year ended 31st march, 2024				
Number of share	10,000	-	-	10,000
Amount	100.00	-	-	100.00
Year ended 31st March, 2023				
Number of share	10,000	-	-	10,000
Amount	100.00	-	-	100.00

*Shares held by promotes at the end of the Year.	No. of Shares held	% of Holding	% change during the year.
Mausumi Shankar Bhatta	5,000	50	NA
Shankar N Bhatta	5,000	50	NA

*Share figure are same for previous year

SS MICROTECH PVT. LTD.

DIRECTOR

DIRECTOR



(Rupees in Thousands)

SS MICROTECH PVT. LTD.		
NOTE 3	As on 31.03.2024	As on 31.03.2023
SURPLUS	Amt(Rs.)	Amt(Rs.)
Surplus i.e. Balance in Statement of Profit and Loss	52,082.17	45,479.19
Add - Profit after tax for the year as per Statement of Profit & Loss	8,338.43	6,602.98
Total	60,420.60	52,082.17

SS MICROTECH PVT. LTD.

DIRECTOR

DIRECTOR



(Rupees in Thousands)

SS MICROTECH PVT. LTD.		
NOTE 4	As on 31.03.2024	As on 31.03.2023
	Amt(Rs.)	Amt(Rs.)
Long term borrowings		
Secured Term loan from Bank		
A) Loan from Indusind Bank		1,232.69
(Loan Secure by Equitable Morgatage of Factory premises finance their against, additionally secured by personal gauranties of all directors Carrying at the rate 11% and repayable in 84 Monthly Instalment.)		
B) HDFC Bank	857.03	0.00
(Payable in 60 monthly equated installment from the Disbursement of the loan Secured by the personal guarantees of all Directors and carrying interest Rate of 9.55% p.a)		
C) HDFC Bank		
(loan Secure by hyphothecation of motor Car payable in 60 monthly equated installment from the Disbursement of the loan carrying interest Rate of 7.35% p.a)	995.44	1,387.83
D) HDFC Bank		
(loan Secure by hyphothecation of motor Car payable in 60 monthly equated installment from the Disbursement of the loan carrying interest Rate of 8.50% p.a)	1,233.79	1,615.81
E) IDFC First Bank (Lodha)	5,834.79	6,049.60
(mortgage loan against under constructed property i.e.Flat No 2307 B Dombivali E payable in 178 monthly equated installment from the Disbursement of the loan carrying interest Rate of 9.65% p.a)		
Total	8,921.05	10,285.93

SS MICROTECH PVT. LTD.

DIRECTOR

DIRECTOR



(Rupees in Thousands)

SS MICROTECH PVT. LTD.		
NOTE 5	As on 31.03.2024	As on 31.03.2023
	Amt(Rs.)	Amt(Rs.)
Short term borrowings		
Loan repayable on Demand		
Unsecured Loan from Directors (loan repayable on Demand and carrying interest rate 12% p.a.)	20,511.82	20,432.47
Current Maturity of Long term Debts	2,404.60	3,046.98
Total	22,916.43	23,479.45

SS MICROTECH PVT. LTD.

DIRECTOR

DIRECTOR



(Rupees in Thousands)

SS MICROTECH PVT. LTD.		
NOTE 6	As on 31.03.2024	As on 31.03.2023
Trade payables	Amo(Rs.)	Amo(Rs.)
A) Total outstanding dues of micro enterprises & small enterprises	260.64	69.03
B) Total outstanding dues of creditors other than micro enterprises & small enterprises	8,487.50	9,003.10
Total	8,748.14	9,072.13

There is no interest due or outstanding on the dues to Micro, Small and Medium Enterprises (MSME). During the years ended March 31, 2024 and March 31, 2023

as on 31.03.2024

Particulars	Outstanding for following periods from the due date of Payment				Total
	Less than 1 year	1-2 year	2-3 year	More than 3 year	
Outstanding dues to MSME	260.64	0.00	0.00	0.00	260.64
Others	8,474.76	12.73			8,487.50
Total trade payables	0.00	8,735.40	12.73	0.00	8,748.14

as on 31.03.2023

Particulars	Outstanding for following periods from the due date of Payment				Total
	Less than 1 year	1-2 year	2-3 year	More than 3 year	
Outstanding dues to MSME	69.03	69.03	0.00	0.00	69.03
Others	9,003.10	8,978.33	24.77		9,003.10
Total trade payables	9,072.13	9,047.36	24.77	0.00	9,072.13

SS MICROTECH PVT. LTD.

DIRECTOR

DIRECTOR



(Rupees in Thousands)

SS MICROTECH PVT. LTD.		
Note-7	As on 31.03.2024	As on 31.03.2023
Other current liabilities	Amt(Rs.)	Amt(Rs.)
Statutory Liabilities	2,832.87	1,478.87
Other Liabilities	992.56	176.07
Advance From customers	487.57	2,164.08
Total	4,313.40	3,819.02

SS MICROTECH PVT. LTD.

DIRECTOR

DIRECTOR



(Rupees in Thousands)

SS MICROTECH PVT. LTD.		
NOTE 08	As on 31.03.2024	As on 31.03.2023
Short-term provisions	Amt(Rs.)	Amt(Rs.)
Income Tax payable	4,034.37	2,230.16
Employee's Benefits		
(i) Salary & Reimbursements	898.50	1,341.85
(ii) Directors Remunerations	414.60	429.80
Total	5,347.47	4,001.81

SS MICROTECH PVT. LTD.

DIRECTOR

DIRECTOR



SS MICROTECH PVT. LTD.

PROVISION DEPRECIATION FOR THE F.Y 2023-24 AS PER COMPANIES ACT, 2013

Assets	Opening Balance	Addition	Deduction	Closing Balance	Opening Balance	Addition	Deduction	Closing Balance	Opening Balance	Closing Balance
	1	2	3	4=1+2-3	5	6	7	8=5+6-7	9=1-5	10=4-8
Land	18,798.09			18,798.09	8.00	0.00		8.00	18,798.09	18,798.09
Building	9,193.85			9,193.85	851.10	145.58		996.68	8,342.75	8,342.75
Vehicles	5,873.92	1,058.42	-1,159.48	5,772.87	915.97	679.34	-704.49	890.82	4,957.95	4,882.06
Furniture	1,577.93			1,677.93	1,182.84	187.99		1,370.83	795.09	607.16
Office Equipment	1,078.51	84.68		1,163.19	859.68	73.43		989.76	218.85	229.88
Factory Equipment	229.16	0.00		229.16	118.89	37.44		156.10	110.59	73.05
Plant & Machinery	369.70	90.00		459.70	273.20	58.75		331.95	120.50	153.75
Computer & Laptop	833.24	428.73		1,261.97	567.94	100.54		736.51	265.30	525.46
Total	38,375.20	1,565.82	-1,159.48	38,861.54	4,769.39	1,351.09	-704.49	5,416.00	33,608.81	33,464.57

SS MICROTECH PVT. LTD.

DIRECTOR

DIRECTOR



(Rupees in Thousands)

SS MICROTECH PVT. LTD.		
NOTE 10	As on 31.03.2024	As on 31.03.2023
INVENTORIES	Amt(Rs.)	Amt(Rs.)
a) Raw Materials (At Cost)	1,619.00	2,233.44
b) Work in Progress (At Materials cost plus factory overheads cost)	1,531.00	5,367.00
c) Finished Goods(Manufacturing)	6,986.00	11,417.50
d) Finished Goods Trading (Lower of cost or realisable value)	14,643.09	11,098.74
Total	24,779.09	30,116.68

Work in Progress and Finished Goods manufactured are valued using specific identification method.
Trading Material and Raw Material is valued using FIFO Method

Inventory valued at lower of cost or Net realisable value
Inventory value and quantity certified by management

SS MICROTECH PVT. LTD.

DIRECTOR

DIRECTOR



(Rupees in Thousands)

Current assets: Financial assets - Trade receivables ageing

SS MICROTECH PVT. LTD.		
NOTE 11	As on 31.03.2024	As on 31.03.2023
Trade Receivable	Amt(Rs.)	Amt(Rs.)
a) Debtors Outstanding not exceeding six months unsecured considered Good	13,246.70	14,062.71
b) Debtors Outstanding exceeding six months unsecured considered Good	2,329.03	1,238.10
c) Unbilled Revenue		615.57
	15,575.73	15,916.38

as on 31.03.2024

Particulars	Outstanding for following periods from the due date of Payment					Total
	less than 6 months	6 Months -1 year	1-2 year	2-3 year	More than 3 year	
Undisputed						
- Considered good	13,246.70	1,356.70		972.33		15,575.73
- Unbilled Revenue						0.00
Disputed						
- Considered good						
Total						15,575.73

Outstanding for following periods from the due date of Payment

as on 31.03.2023 Particulars	Outstanding for following periods from the due date of Payment					Total
	less than 6 months	6 Months -1 year	1-2 year	2-3 year	More than 3 year	
Undisputed						
- Considered good	14,062.71			1,238.10		15,300.81
- Unbilled Revenue	615.57					615.57
Disputed						
- Considered good						

SS MICROTECH PVT. LTD.

DIRECTOR

DIRECTOR



(Rupees in Thousand)

SS MICROTECH PVT. LTD.		
NOTE 12	As on 31.03.2024	As on 31.03.2023
Cash and cash equivalents	Amt(Rs.)	Amt(Rs.)
a) Cash on Hand	223.52	200.19
b) Balance with Banks in Current Accounts	14,818.48	5,041.27
c) Term Deposits kept as margin money/security with banks	9,048.79	7,096.96
Total	24,088.79	12,338.45

SS MICROTECH PVT. LTD.

DIRECTOR

DIRECTOR



(Rupees in Thousand)

SS MICROTECH PVT. LTD.		
NOTE 13	As on 31.03.2024	As on 31.03.2023
SHORT TERM LOANS AND ADVANCES	Amt(Rs.)	Amt(Rs.)
A) Unsecured, Considered good :-		
1) Advance to Supplier	1,299.43	44.49
2) Advance Tax, TDS and TCS	2,841.77	2,000.00
3) Prepaid Expenses	140.68	221.01
4) Deposits	209.88	209.88
5) Advance against purchase of assets	8,274.84	7,790.05
Total	12,766.60	10,265.43

SS MICROTECH PVT. LTD.

DIRECTOR


DIRECTOR



(Rupees in Thousand)

SS MICROTECH PVT. LTD.		
NOTE 14	As on 31.03.2024	As on 31.03.2023
Other Current assets	Amt(Rs.)	Amt(Rs.)
Investment	60.41	60.41
Other	29.91	534.34
Total	90.32	594.75

SS MICROTECH PVT. LTD.


DIRECTOR


DIRECTOR



SS MICROTECH PVT. LTD.**STATEMENT OF PROFIT AND LOSS FOR THE PERIOD ENDED 31.03.2024**

Particulars	Note No.	As at 31 March, 2024	As at 31 March, 2023
		Rs.	Rs.
(A) REVENUE			
I. Revenue from operations	15	1,55,950.67	1,08,592.34
II. Other Income	16	468.81	401.46
Total Income (I+II)		1,56,419.49	1,08,993.80
(B) Expenses:			
Cost of materials consumed	17	38,869.97	29,137.03
Purchase of stock in trade	18	39,425.76	36,137.20
Changes in inventories of finished goods, work-in-progress and Stock-in-Trade	19	4,723.14	-9,409.28
Employee benefit expense	20	22,547.98	20,457.41
Financial costs	21	2,872.26	3,030.49
Depreciation and amortization expense	22	1,351.09	1,210.58
Other expenses	23	34,055.16	19,710.65
Total Expenses		1,43,845.36	1,00,274.08
(C) Profit before exceptional and extraordinary items and tax		12,574.13	8,719.72
(D) Exceptional Items		-14.97	113.42
(E) Profit before extraordinary items and tax		12,559.16	8,833.14
(F) Extraordinary Items		0.00	0.00
(G) Profit before tax		12,559.16	8,833.14
(F) Tax expense:			
(I) Current tax		4,220.72	2,230.16
(II) Deferred tax			
(H) PROFIT AFTER TAX		8,338.43	6,602.98
(I) Earning per equity share: (in Rupees)			
(I) Basic		834	660
(II) Diluted		834	660

Per our annexed report of even date

For **SIDDHARTH BODAS & CO.**
CHARTERED ACCOUNTANTS
FRN. 131627W

For and on behalf of Board of Directors
For **SS Microtech Pvt Ltd**



CA Siddharth Bodas
(Proprietor)
MEMBERSHIP NO.137227




SHANKAR N. BHATTA (Director)
DIN: 05266879



PLACE: **DOMBIVLI**
DATE: **28.09.2024**


MAUSUMI S. BHATTA (Director)
DIN: 05266806

SS MICROTECH PVT. LTD.
DIRECTOR **DIRECTOR**

(Rupees in Thousand)

SS MICROTECH PVT. LTD.		
NOTE 15	As on 31.03.2024	As on 31.03.2023
Revenue from operations	Amt(Rs.)	Amt(Rs.)
Revenue From -		
(i) Sale of Products	1,42,507.73	98,382.17
(ii) Sale of Services	13,422.94	10,210.17
Total	1,55,930.67	1,08,592.34

SS MICROTECH PVT. LTD.

DIRECTOR

DIRECTOR



(Rupees in Thousand)

SS MICROTECH PVT. LTD.		
NOTE 16	As on 31.03.2024	As on 31.03.2023
Other Income	Amt(Rs.)	Amt(Rs.)
Interest Income	467.54	400.83
Other Income	1.27	0.63
Total	468.81	401.46

SS MICROTECH PVT. LTD.

DIRECTOR

DIRECTOR



(Rupees in Thousand)

SS MICROTECH PVT. LTD.		
NOTE :- 17 - Cost of Materials Consumed	As on 31.03.2024	As on 31.03.2023
	Amt(Rs.)	Amt(Rs.)
A) Opening Stock		
i) Raw Materials and consumable	2.23	1,714.94
ii) Unutilised Excise Cenvat		
Total	2.23	1,714.94
B) Purchases During the Year		
i) Raw Material Raw Materials and consumable	38,255.53	29,655.53
Total	38,255.53	29,655.53
Less : Closing Stock		
i) Raw Materials Raw Materials and consumable	1,619.00	2,233.44
iii) Unutilised Excise Cenvat		
Total	1,619.00	2,233.44
Total	36,638.76	29,137.03

SS MICROTECH PVT. LTD.

DIRECTOR

DIRECTOR



(Rupees in Thousands)

SS MICROTECH PVT. LTD.		
NOTE :- 18 - Purchases		
(Rupees in Thousand)		
Particular	As on 31.03.2024	As on 31.03.2023
Purchase of trading and packing material	39,425.76	36,137.20
Total	39,425.76	36,137.20

SS MICROTECH PVT. LTD.

DIRECTOR

DIRECTOR



(Rupees in Thousand)

SS MICROTECH PVT. LTD.		
NOTE 19	As on 31.03.2024	As on 31.03.2023
(INCREASE) /DECREASE IN WIP & FINISHED GOODS	Amt(Rs.)	Amt(Rs.)
Opening Stock		
i) Work in Progress	5,367.00	1,280.00
ii) Finished Goods Trading	11,098.73	14,071.96
iii) Finished Goods(Manufacturing)	11,417.50	3,122.00
Sub-Total (A)	27,883.23	18,473.96
Less : Closing Stock		
i) Work in Progress	1,531.00	5,367.00
ii) Finished Goods Trading	14,643.09	11,098.73
iii) Finished Goods(Manufacturing)	6,986.00	11,417.50
Sub-Total (B)	23,160.09	27,883.23
Total	4,723.14	(9,409.27)

SS MICROTECH PVT. LTD.

DIRECTOR

DIRECTOR



(Rupees in Thousands)

SS MICROTECH PVT. LTD.		
NOTE 20	As on 31.03.2024	As on 31.03.2023
	Amt(Rs.)	Amt(Rs.)
Salaries (including Director remuneration)	21,356.70	18,896.54
ESIC and PF contribution	418.60	485.83
Staff welfare expenses	640.44	1,070.87
Leave encashment	62.09	24.38
Public Provident Fund	70.20	
Total	22,547.98	20,457.41

SS MICROTECH PVT. LTD.

DIRECTOR


DIRECTOR



(Rupees in Thousands)

SS MICROTECH PVT. LTD.		
NOTE 21	As on 31.03.2024	As on 31.03.2023
Financial costs	Amt(Rs.)	Amt(Rs.)
Interest paid to Director on borrowing	2,325.38	2,369.25
Interest on Car Loan	278.48	187.19
Interest on unsecured loan		34.52
Interest on Factory Loan	268.40	439.53
Total	2,872.26	3,030.49

SS MICROTECH PVT. LTD.


DIRECTOR


DIRECTOR



(Rupees in Thousand)

SS MICROTECH PVT. LTD.		
NOTE 22	As on 31.03.2024	As on 31.03.2023
Depreciation and Amortization	Amt(Rs.)	Amt(Rs.)
Depreciation on Property Plant and Equipment	1,351.09	1,210.58
Total	1,351.09	1,210.58

SS MICROTECH PVT. LTD.

DIRECTOR

DIRECTOR



(Rupees in Thousand)

SS MICROTECH PVT. LTD.		
NOTE 23	As on 31.03.2024	As on 31.03.2023
Other Expenses	Amt(Rs.)	Amt(Rs.)
Rate & Taxes	14,124.53	8,519.92
Custom Clearing Expenses	373.60	305.53
Travelling, Conveyance and lodging	1,519.90	1,062.08
Freight & Forwardings	2,925.36	1,595.80
Sales Commission	3,239.38	104.00
Machining, service and Site Expenses	5,626.53	2,961.47
Security Charges	248.96	248.96
Interest and late fees Paid	4.95	129.30
Business promotion expenses	56.19	55.17
Hire Charges	566.92	399.81
Rent Paid	75.00	61.00
Insurance Charges	474.07	196.73
Power & Fuel	684.20	629.08
Printing & Stationery	108.66	92.49
Professional Charges	1,133.15	620.45
Loading and Unloading charges	205.83	180.64
Repairs and Maintenance	845.38	809.75
Auditor's Remuneration as an auditor	62.50	62.50
Client Entertainment	76.43	64.81
Food Expenses	680.95	506.70
Bank Charges	53.14	127.73
Legal Expnese	19.99	8.00
Telephone & Internet Expenses	55.36	55.69
Courier & Postages	30.45	43.25
Subscription Charges	21.00	25.80
Bad Debts		186.38
Festival Expenses	125.35	113.32
Cleaning Expenses	208.63	184.03
Others	389.91	227.66
Penalty		3.10
Packing Charges	118.85	129.51
Total	34,055.16	19,710.65

SS MICROTECH PVT. LTD.


DIRECTOR


DIRECTOR



M/S SS MICROTECH PRIVATE LIMITED

Note no-1: Notes attached to and forming part of the Financial Statements as at and for the year ended 31st March 2024

1:-Significant Accounting Policies and Conventions:-

a) Accounting Convention and System:

1) Basis of preparation:

The Standalone financial statements have been prepared in accordance with Indian Accounting Standards as notified by Ministry of Corporate Affairs pursuant to Section 133 of the Companies Act, 2013 ('Act') read with the Companies (Indian Accounting Standards) Rules, 2015 as amended and other relevant provisions of the Act.

2) Current versus non-current classification

All assets and liabilities have been classified as per the Company's normal operating cycle and other criteria set in Schedule III to the Companies Act, 2013. Based on the nature of the products and the time taken between acquisition of assets for processing and their realization in cash and cash equivalents, the Company has ascertained its operating cycle as twelve months for the purpose of the classification of assets and liabilities into current and non-current.

b) Use of estimates:

The preparation of financial statements in conformity with generally accepted accounting principles requires the management to make estimates and assumptions that could affect the reported amounts of assets, liabilities, revenues and expenses and disclosure of contingent liabilities on the date of financial statements. Actual results could differ from those estimates and the differences between actual results and estimates are recognised in the period in which the results are known / materialise.

c) Property, Plant and Equipment:

Property, plant and equipment are measured at cost less accumulated depreciation and impairment losses, if any. Cost includes expenditures directly attributable to the acquisition of the asset. General and specific borrowing costs directly attributable to the construction of a qualifying asset are capitalized as part of the cost. Freehold land is not depreciated.

d) Depreciation

The Company depreciates property, plant and equipment over the estimated useful life on a straight-line basis from the date the assets are available for use. When parts of an item of property, plant and equipment have different useful lives, they are accounted for as separate items (major components) of property, plant and equipment. Subsequent expenditure relating to property, plant and equipment is capitalized only when it is probable that future economic benefits associated with these will flow to the Company and the cost of the item can be measured reliably. The useful life of vehicle assets is considered 8 years and apart from this all other fixed assets considered as per the Companies Act, 2013.

e) Cash and cash equivalents

The Company's cash and cash equivalents consist of cash on hand and in banks and demand deposits with banks, which can be withdrawn at any time, without prior notice or penalty on the principal. For the purposes of the cash flow statement, cash and cash equivalents include cash on hand, in banks and demand deposits with banks, net of outstanding bank overdrafts that are repayable on demand and are considered part of the Company's cash management system, bank overdrafts are presented under borrowings within current liabilities.



SS MICROTECH PVT. LTD.
DIRECTOR



f) Cash flow statement

Being small company as defined u/s 2(85) of the Companies Act, 2013 Company is not required to prepare cash flow statement.

g) Impairment of assets:

The carrying amounts of assets are reviewed at each balance sheet date to determine whether there is any indication of impairment. If any indications exist, the assets recoverable amount is estimated. An impairment loss is recognized wherever the carrying amount of an asset exceeds its recoverable amount.

h) Borrowing Costs:

Borrowing costs that are attributable to the acquisition, construction or production of qualifying assets are treated as direct cost and are considered as part of cost of such assets. The expenditure considered for capitalisation of borrowing cost is after deducting the progress payments received. A qualifying asset is an asset that necessarily requires a substantial period of time to get ready for its intended use. Borrowing costs incurred during the period of activities necessary to prepare the asset for its intended use, including activities such as plan preparation, obtaining approvals etc. is considered for capitalization.

All other borrowing costs are recognized as an expense in the period in which they are incurred.

i) Leases:

Leases of assets under which all the risks and benefits of ownership are substantially transferred to the lessee are classified as finance leases. Finance leases are capitalised at the estimated present value of the minimum lease payments. Each lease payment is allocated between the liability and finance charges so as to achieve a constant rate on the finance balance outstanding. The corresponding rental obligations, net of finance charges, are included in secured loans. The interest element of the finance charge is charged to the Statement of Profit and Loss over the lease period.

Operating lease payments are for premises taken on lease by the Company; these are recognised as expense in the Statement of Profit and Loss on accrual basis. Lease rentals charged to Statement of Profit and Loss have been equalized by considering the increase in rentals during the non-cancelable period of lease.

j) sales and Other income

Revenue is recognised to the extent that it is probable that the economic benefits will flow to the Company and the revenue can be reliably measured. Interest income is recognised on time proportion basis taking into account the amount outstanding and rate applicable.

k) Income Tax:

Provision for tax comprises of current tax and deferred tax. Current tax provision is measured by the amount of tax expected to be paid on the taxable profits after considering tax allowances and exemptions and using applicable tax rates and laws.



l) Provisions, Contingencies and Commitments:

A provision is recognised when there is a present obligation as a result of past events and it is probable that an outflow of resources will be required to settle the obligation, in respect of which a reliable estimate can be made. Provisions are not discounted to its present value and are determined based on management best estimates of the expenditure required to settle the obligation as at the balance sheet date. Provisions are reviewed at each balance sheet date and adjusted to reflect the current best estimate of each such obligation.

A contingent liability is disclosed when there is a possible or present obligation that may, but probably will not require an outflow of resources, unless the possibility of such outflow is remote.

Income tax Assessment is completed up to A.Y 2023-24 the final liability in respect of unassessed year remains indeterminate.

GST assessment is not completed for any years and final liability in respect of unassessed years remain indeterminate.

m) Valuation of Investments:

Long-term investments are stated at cost and adjusted for any permanent diminution in value. Current investments are stated at cost and marked to market at the year end.

n) Earnings per share:

Basic earnings per share (EPS) are calculated by dividing the net profit after tax for the year (including the post-tax effect of extraordinary items, if any) attributable to equity shareholders by the weighted average number of equity shares outstanding during the period. Diluted earnings per share is computed by adjusting the number of shares used for basic EPS with the weighted average number of shares that could have been issued on the conversion of all dilutive potential equity shares.

o) Valuation of Inventories:

Stock of Raw Materials, Stores and Spares at the current balance sheet date have been valued at basic cost excluding element of unutilized GST credit on year end. Stock of Work in Progress and finished Goods has been valued at cost or net realizable value whichever is lower. The cost for this purpose include pro rata factory overhead expenses. Provision is made for obsolete, slow moving and defective stocks, wherever considered necessary. Trading goods are valued at landed cost at storage place. Goods in transit are valued at cost up to stage of transition.

p) Sales and Other Income:

The Revenue from operations in respect of Sales bills are accounted as per bills issued to customers, which is certified and released by the Directors. The other income is accounted on accrual basis.

q) Indirect Taxes:

GST on Sales billed is accounted as part of sales value at the stage of sale of goods. GST paid on input Material purchased is accounted as part of Rates and taxes. Payment of tax net set off is accounted under rates and Taxes.



SS MICROTECH PVT. LTD.

DIRECTOR

DIRECTOR



Notes no.2 to 23 referred to in Financial statements are as attached.

FURTHER NOTES:-

24) Previous year's figures have been regrouped / reclassified/ rearranged wherever considered necessary.

25) In the opinion of Board of Directors, the current Assets, Loans and Advances of the company have a value if realized in the ordinary course of business at least equal to that stated in the Balance Sheet. Provision for all known liabilities and depreciation is adequate and not in excess of the amount considered reasonably necessary.

26) Managerial Remuneration for Managing/Wholetime Directors:

		CURRENT YEAR	PREVIOUS YEAR
i) Remuneration	Rs	78,00,000/-	Rs. 78,00,000/-
ii) Medical Allowance	Rs.		Rs. 3,89,432/-
Total		78,00,000/-	76,36,236/-

27) Related Party disclosures as required under AS-18, "Related Party Disclosure" given below:

a) List of Related Parties and relationships

Sr. no.	Name of Related Party	Category	Interested Party
1	Shankar Bhatta	Director	Shankar Bhatta
2	Mausumi Bhatta	Director	Mausumi Bhatta
3	Soumita Bhatta	Relative of Director	Shankar and Mausumi Bhatta



SS MICROTECH PVT. LTD.
DIRECTOR DIRECTOR



b) List of Related Parties and transactions with them

Sr. no.	Name of Related Party	Nature of Transaction	Amount During the year (Rs)	Balance at the end of year (Rs)
1	Shankar Bhatta	Loan repaid	1099691/-	10435457.58/-
2	Mausumi Bhatta	Loan repaid	913800/-	10076364.63/-
3	Shankar Bhatta	Interest on Loan taken	1191810/-	
4	Mausumi Bhatta	Interest on Loan taken	1133570/-	
6	Shankar Bhatta	Salary, allowance	4200000 /-	
7	Mausumi Bhatta	Salary, allowance	3600000/-	
8	Soumita Bhatta	Salary, allowance	228960/-	

28) OTHER NOTES

1. In the opinion of the Board, the current assets, loans and advances have a value on their realization in the ordinary course of business at least equal to the amount at which they are stated in the Balance Sheet.

2. In the opinion of the Board of Directors provision for depreciation and for all known liabilities is adequate and also not in excess or short of the amount reasonably considered necessary.

29) Foreign Exchange Transaction:-

a) Earnings in foreign exchange: USD 6767.50/- INR 560363.96 /-

b) Value of Imports Rs. 1,41,87,113.39/-
Previous year Rs. Rs 1,60,79,636.43/-

SS MICROTECH PVT. LTD.


DIRECTOR


DIRECTOR



30) Other statutory Disclosures.

- i) All title deed of all immovable property are held in the name of the company.
- ii) During current year company has not revalued property, plant and equipment's.
- iii) The company has not granted loan or advances in the nature of loan to directors/KMP/Related parties.



- iv) The company has no capital work-in-progress or Intangible assets under development.
- v) No any proceedings have been initiated or pending against the company for holding any benami property under the Benami Transactions (Prohibition) Act, 1988 (45 of 1988) and the rules made thereunder.
- vi) Company is not declared wilful defaulter by any bank or financial Institution or other lender. The company has used the borrowings from banks and financial institutions or other persons for the business purpose for which it was taken. Company has not provided any advance, loan or invested funds to any other person or entity (other then advances and deposits kept/given for running business activities)

vii) Solvency Ratio

Ratios	Numerator	Denominator	Current Reporting Period	Previous Reporting Period	% of Change	*Reason for more then 25% change
Current ratio	Current assets	Current liability	1.87	1.71	9	
Debt Equity Ratio	Debt Capital	Shareholder's Equity	0.53	0.64	-17	
Debt Service coverage ratio	EBITDA-CAPEX	Debt Service (Int+Principal)	2.57	2.33	10	
Return on Equity Ratio	Profit for the year	Shareholder's Equity	0.14	0.13	8	
Inventory Turnover Ratio	Revenue	Average Inventory	5.68	4.32	31	Note 01
Trade Receivables turnover ratio	Net Sales	Average trade receivables	9.93	7.18	38	Note 01
Trade payables turnover ratio	Total Purchases	Average trade Payables	8.72	7.80	12	
Net capital turnover ratio	Revenue	Working capital (CA-CL)	4.33	3.76	15	
Net profit ratio	Net Profit	Revenue	0.05	0.06	-17	
Return on Capital employed	Earnings before interest and tax	Capital Employed	0.22	0.19	16	

Note 1) as sales has increase the ratio improved.



SS MICROTECH PVT. LTD.

DIRECTOR

DIRECTOR



- viii) Company does not have transaction with stuck off companies.
 ix) Company is not covered under section 135 of the Companies Act.
 x) Company has not traded or invested in Crypto currency or Virtual Currency during the financial year.
 xi) Company has complied with the number of layers prescribed under clause (87) of section 2 of the Act read with Companies (Restriction on number of Layers) Rules, 2017.
 xii) No Scheme of Arrangements has been approved by the Competent Authority in terms of sections 230 to 237 (Corporate Restructuring) of the Companies Act, 2013
 xiii) The company have no income which is not disclosed in books of accounts.
 ivx) company does not have borrowings from banks or financial institutions on the basis of security of current assets
 vx) as informed by the company no pending registration of charge or satisfaction of charge is yet to be registered with Registrar of Companies.

31) Details of dues to Micro and Small enterprises as defined under the MSMED Act,2006

The information regarding micro and small enterprises has been determined to the extent such parties have been identified on the basis of information available with the Company. This has been relied upon by the auditors. The details are as follows.

Particulars	2023-2024	2022-2023
The principal amount and the interest due thereon remaining unpaid to any supplier as at the end of each accounting year	2,60,641/-	69,030/-
The amount of interest by the buyer in the terms of Sec.16 of the Micro, Small and Medium Enterprises Development Act 2006 along with the amount of payment made to the supplier beyond the appointed day during each accounting year.	NIL	NIL
The amount of interest due and payable for the period of delay in making payment (Which have been paid but beyond the appointed day during the year) without adding the interest specified under the Micro, Small and Medium Enterprises Development Act,2006	NIL	NIL
The amount of interest due accrued and remaining unpaid at the end of each accounting year	NIL	NIL
The amount of further interest remaining due and payable even in the succeeding years, until such date when the interest dues as above are actually paid to the small enterprise, for the purpose of disallowance as deductible expenditure u/s. 23 of Micro, Small, Medium Enterprises Development Act, 2006.	NIL	NIL

AS PER OUR REPORT OF EVEN DATE

For SIDDHARTH BODAS AND COMPANY
 CHARTERED ACCOUNTANTS.
 (FRN 131627 W)

Siddharth

CA SIDDHARTH BODAS
 Proprietor
 Membership No. 137227

Place: Dombivli
 Dated: 28.09.2024



FOR SS MICROTECH PVT.LTD.
SS MICROTECH PVT. LTD.

Shankar Bhatta

DIRECTOR
 (SHANKAR BHATTA)
 Director
 DIN: 05266879

Mausumi Bhatta

DIRECTOR
 (MAUSUMI BHATTA)
 Director
 DIN: 05266806



SS MICROTECH PVT. LTD.

NOTE 2	As on 31.03.2024	As on 31.03.2023
SHARE CAPITAL AUTHORISED		
10,000 Equity Shares of Rs.10/- each	1,00,000	1,00,000
ISSUED SUBSCRIBED AND FULLY PAID UP		
10,000 Equity shares of Rs.10/-each	1,00,000	1,00,000
Total	1,00,000	1,00,000

Details of shareholders' holding more than 5% shares

NAME OF SHAREHOLDER	AS AT 31ST MARCH, 2024		AS AT 31ST MARCH, 2023	
	No. of Shares held	% of Holding	No. of Shares held	% of Holding
Mausami Shankar Bhatta	5,000	50	5,000	50
Shankar N Bhatta	5,000	50	5,000	50

Share Capital Reconciliation Particulars	Opening Balance	Fresh issue	Buy Back	Closing Balance
Equity share with voting Rights				
Year ended 31st march, 2024				
Number of share	10,000	-	-	10,000
Amount	1,00,000	-	-	1,00,000
Year ended 31st March, 2023				
Number of share	10,000	-	-	10,000
Amount	1,00,000	-	-	1,00,000

*Shares held by promoters at the end of the Year.	No. of Shares held	% of Holding	% change during the year.
Mausami Shankar Bhatta	5,000	50	NA
Shankar N Bhatta	5,000	50	NA

*Share figure are same for previous year



SS MICROTECH PVT. LTD.

DIRECTOR

DIRECTOR



SS MICROTECH PVT. LTD.

NOTE 3	As on 31.03.2024	As on 31.03.2023
SURPLUS	Amt(Rs.)	Amt(Rs.)
Surplus i.e. Balance in Statement of Profit and Loss	5,20,82,168	4,54,79,187
Add :- Profit after tax for the year as per Statement of Profit & Loss	83,38,434	66,02,980
Total	6,04,20,602	5,20,82,168



SS MICROTECH PVT. LTD.
DIRECTOR DIRECTOR



SS MICROTECH PVT. LTD.

NOTE 4	As on 31.03.2024	As on 31.03.2023
Long term borrowings	Amt(Rs.)	Amt(Rs.)
Secured Term loan from Bank		
A) Loan from Indusind Bank		12,32,693
(Loan Secure by Equitable Mortgage of Factory premises finance their against, additionally secured by personal gauranties of all directors Carrying at the rate 11% and repayable in 84 Monthly installment.)		
B) HDFC Bank	8,57,035	
(Payable in 60 monthly equated installment from the Disbursement of the loan Secured by the personal guarantees of all Directors and carrying interest Rate of 8.55% p.a)		
C) HDFC Bank		
(loan Secure by hypthothecion of motor Car payable in 60 monthly equated installment from the Disbursement of the loan carrying interest Rate of 7.35% p.a)	9,95,438	13,87,834
D) HDFC Bank		
(loan Secure by hypthothecion of motor Car payable in 60 monthly equated installment from the Disbursement of the loan carrying interest Rate of 8.60% p.a)		
E) IDFC First Bank (Lodha)	12,33,791	16,15,809
(mortgage loan against under constructed property i.e.Flat No 2307 B Dombivli E payable in 178 monthly equated installment from the Disbursement of the loan carrying interest Rate of 9.65% p.a)	58,34,790	60,49,598
Total	89,21,053	1,02,85,934



SS MICROTECH PVT. LTD.
DIRECTOR DIRECTOR



SS MICROTECH PVT. LTD.		
NOTE 5	As on 31.03.2024	As on 31.03.2023
Short term borrowings	Amt(Rs.)	Amt(Rs.)
Loan repayable on Demand		
Unsecured Loan from Directors (loan repayable on Demand and carrying interest rate 12% p.a.)	2,05,11,822	2,04,32,471
Current Maturity of Long term Debts	24,04,605	30,46,975
Total	2,29,16,427	2,34,79,446



SS MICROTECH PVT. LTD.

 DIRECTOR


 DIRECTOR



SS MICROTECH PVT. LTD.

NOTE 6	As on 31.03.2024	As on 31.03.2023
Trade payables	Am(Rs.)	Am(Rs.)
A) Total outstanding dues of micro enterprises & small enterprises	2,69,641	69,030
B) Total outstanding dues of creditors other than micro enterprises & small enterprises	84,87,496	90,03,095
Total	87,48,137	90,72,125

There is no interest due or outstanding on the dues to Micro, Small and Medium Enterprises (MSME). During the years ended March 31, 2023 and March 31, 2022

as on 31.03.2024

Particulars	Outstanding for following periods from the due date of Payment				Total
	Less than 1 year	1-2 year	2-3 year	More than 3 year	
Outstanding dues to MSME	2,69,641	-	-	-	2,69,641
Others	84,74,764	12,732	-	-	84,87,496
Total trade payables	-	87,45,405	12,732	-	87,48,137

as on 31.03.2023

Particulars	Outstanding for following periods from the due date of Payment				Total
	Less than 1 year	1-2 year	2-3 year	More than 3 year	
Outstanding dues to MSME	69,030	69,030	-	-	69,030
Others	90,03,095	89,78,337	24,768	-	90,03,095
Total trade payables	90,72,125	90,47,367	24,768	-	90,72,125



SS MICROTECH PVT. LTD.

DIRECTOR

DIRECTOR



SS MICROTECH PVT. LTD.

Note-7	As on 31.03.2024	As on 31.03.2023
Other current liabilities	Amt(Rs.)	Amt(Rs.)
Statutory Liabilities	28,32,870	14,78,866
Other Liabilities	9,92,566	1,76,067
Advance From customers	4,87,969	21,64,084
Total	43,13,404	38,19,017



SS MICROTECH PVT. LTD.

DIRECTOR

DIRECTOR



SS MICROTECH PVT. LTD.		
NOTE 08	As on 31.03.2024	As on 31.03.2023
Short-term provisions	Amt(Rs.)	Amt(Rs.)
Income Tax payable	40,34,369	22,30,160
Employee's Benefits		
(i) Salary & Reimbursements	8,98,499	13,41,848
(ii) Directors Remunerations	4,14,600	4,29,800
Total	53,47,468	40,01,808



SS MICROTECH PVT. LTD.
 DIRECTOR DIRECTOR



Note 08

SS MICROTECH PVT. LTD.

PROVISION DEPRECIATION FOR THE F.Y. 2023-24 AS PER COMPANIES ACT, 2013

Assets	Opening Balance	Addition	Deduction	Closing Balance	Opening Balance	Addition	Deduction	Closing Balance	Opening Balance	Closing Balance
	1	2	3	4=1+2-3	5	6	7	8=5+6-7	9=5	10=4
Land	1,87,88,088			1,87,88,088	-			-	1,87,88,088	1,87,88,088
Building	91,95,851			91,95,851	8,51,103	1,45,576		9,06,679	83,43,748	81,97,173
Vehicles	58,75,936	33,58,435	(11,59,457)	80,74,914	5,15,966	8,79,337	(7,04,487)	8,90,815	49,57,949	48,82,057
Furniture	20,77,933			20,77,933	11,82,839	1,87,991		13,70,830	7,85,894	6,87,103
Office Equipment	20,28,100	84,675		21,12,775	8,59,681	75,427		9,35,108	2,18,829	2,29,877
Factory Equipment	2,29,258			2,29,158	1,18,688	37,443		1,56,104	1,30,488	73,055
Plant & Machinery	3,83,303	92,080		4,75,383	2,73,262	58,252		3,31,514	1,20,590	1,55,748
Computer & Laptop	8,35,242	4,28,729		12,63,971	5,67,243	1,88,964		7,56,207	2,65,289	5,25,465
Total	3,82,79,301	38,63,859	(11,59,457)	4,09,83,703	47,68,395	13,51,690	(7,04,487)	58,15,603	3,34,08,899	3,34,08,180



SS MICROTECH PVT. LTD.

DIRECTOR

DIRECTOR



SS MICROTECH PVT. LTD.

NOTE 10	As on 31.03.2024	As on 31.03.2023
INVENTORIES	Amt(Rs.)	Amt(Rs.)
a) Raw Materials (At Cost)	16,19,000	22,33,443
b) Work in Progress (At Materials cost plus factory overheads cost)	15,31,000	53,67,000
c) Finished Goods(Manufacturing)	69,86,000	1,14,17,500
d) Finished Goods Trading (Lower of cost or realisable value)	1,46,43,093	1,10,98,737
Total	2,47,79,093	3,01,16,680

Work in Progress and Finished Goods manufactured are valued using specific identification method.
Trading Material and Raw Material is valued using FIFO Method

Inventory valued at lower of cost or Net realisable value
Inventory value and quantity certified by management



SS MICROTECH PVT. LTD.
DIRECTOR DIRECTOR



SS MICROTECH PVT. LTD.

NOTE 11	As on 31.03.2024	As on 31.03.2023
Trade Receivable	Am(Rs.)	Am(Rs.)
a) Debtors Outstanding not exceeding six months unsecure considered Good	1,32,46,800	1,40,82,711
b) Debtors Outstanding exceeding six months unsecure considered Good	23,20,000	12,38,100
c) Unbilled Revenue	6,15,568	6,15,568
	1,61,76,727	1,59,16,378

as on 31.03.2024

Particulars	less than 6 months	Outstanding for following periods from the due date of Payment				Total
		6 Months -1year	1-2 year	2-3 year	More than 3 year	
Undisputed						
- Considered good	1,32,46,800	13,56,800		9,72,332		1,55,75,727
Unbilled Revenue						
Disputed						
- Considered good						
Total						1,55,75,727

as on 31.03.2023

Particulars	less than 6 months	Outstanding for following periods from the due date of Payment				Total
		6 Months -1year	1-2 year	2-3 year	More than 3 year	
Undisputed						
- Considered good	1,40,82,711			12,38,100		1,53,00,810
Unbilled Revenue	6,15,568					6,15,568
Disputed						
- Considered good						
Total						1,59,16,378



SS MICROTECH PVT. LTD.
 DIRECTOR DIRECTOR



SS MICROTECH PVT. LTD.

NOTE 12	As on 31.03.2024	As on 31.03.2023
Cash and cash equivalents	Amt(Rs.)	Amt(Rs.)
a) Cash on Hand	2,23,517	2,00,194
b) Balance with Banks in Current Accounts	1,48,16,481	50,41,270
c) Term Deposits kept as margin money/security with banks	90,48,787	70,96,986
Total	2,40,88,785	1,23,38,450



SS MICROTECH PVT. LTD.

DIRECTOR

DIRECTOR



SS MICROTECH PVT. LTD.

NOTE 13	As on 31.03.2024	As on 31.03.2023
SHORT TERM LOANS AND ADVANCES	Amt(Rs.)	Amt(Rs.)
A) Unsecured, Considered good :-		
1) Advance to Supplier	12,99,426	44,494
2) Advance Tax, TDS and TCS	28,41,774	20,00,000
3) Prepaid Expenses	1,40,678	2,21,009
4) Deposits	2,09,879	2,09,879
5) Advance against purchase of assets	82,74,842	77,90,050
Total	1,27,66,599	1,02,65,432



SS MICROTECH PVT. LTD.

DIRECTOR DIRECTOR



SS MICROTECH PVT. LTD.

NOTE 14	As on 31.03.2024	As on 31.03.2023
Other Current assets	Amt(Rs.)	Amt(Rs.)
Investment	60,410	60,410
Other	29,911	5,34,340
Total	90,321	5,94,750



SS MICROTECH PVT. LTD.
 
DIRECTOR DIRECTOR



SS MICROTECH PVT. LTD.		
NOTE 15	As on 31.03.2024	As on 31.03.2023
Revenue from operations	Amt(Rs.)	Amt(Rs.)
Revenue From -		
(i) Sale of Products	14,25,07,738	9,83,82,173
(ii) Sale of Services	1,34,42,935	1,02,10,167
Total	15,59,50,673	10,85,92,340



SS MICROTECH PVT. LTD.
 DIRECTOR DIRECTOR



SS MICROTECH PVT. LTD.		
NOTE 16	As on 31.03.2024	As on 31.03.2023
Other Income	Amt(Rs.)	Amt(Rs.)
Interest Income	4,67,542	4,00,827
Other Income	1,273	636
Total	4,68,815	4,01,463



SS MICROTECH PVT. LTD.

DIRECTOR

DIRECTOR



SS MICROTECH PVT. LTD.

NOTE :- 17 - Cost of Materials Consumed	As on 31.03.2024	As on 31.03.2023
	Amt(Rs.)	Amt(Rs.)
A) Opening Stock		
i) Raw Materials and consumable	22,33,443	17,14,941
ii) Unutilised Excise Cenvat		
Total	22,33,443	17,14,941
B) Purchases During the Year		
i) Raw Material Raw Materials and consumable	3,82,55,529	2,96,55,536
Total	3,82,55,529	2,96,55,536
Less : Closing Stock		
i) Raw Materials Raw Materials and consumable	16,19,000	22,33,443
iii) Unutilised Excise Cenvat		
Total	16,19,000	22,33,443
Total	3,88,69,972	2,91,37,034



SS MICROTECH PVT. LTD.

DIRECTOR

DIRECTOR



NOTE :- 18 - Purchases

Particular	As on 31.03.2024	As on 31.03.2023
Purchase of trading and packing material	3,94,25,761	3,61,37,196
Total	3,94,25,761	3,61,37,196



SS MICROTECH PVF. LTD.
DIRECTOR DIRECTOR



SS MICROTECH PVT. LTD.

NOTE 19	As on 31.03.2024	As on 31.03.2023
(INCREASE) /DECREASE IN WIP & FINISHED GOODS	Amt(Rs.)	Amt(Rs.)
Opening Stock		
i) Work in Progress	53,67,000	12,80,000
ii) Finished Goods Trading	1,10,98,737	1,40,71,956
iii) Finished Goods(Manufacturing)	1,14,17,500	31,22,000
Sub-Total (A)	2,78,83,237	1,84,73,956
Less : Closing Stock		
i) Work in Progress	15,31,000	53,67,000
ii) Finished Goods Trading	1,46,43,093	1,10,98,737
iii) Finished Goods(Manufacturing)	69,86,000	1,14,17,500
Sub-Total (B)	2,31,60,093	2,78,83,237
Total	47,23,144	(94,09,281)



SS MICROTECH PVT. LTD.
DIRECTOR DIRECTOR



SS MICROTECH PVT. LTD.

NOTE 20	As on 31.03.2024	As on 31.03.2023
	Amt(Rs.)	Amt(Rs.)
Salaries (Including Director remuneration)	2,13,56,703	1,88,96,540
ESIC and PF contribution	4,18,604	4,65,628
Staff welfare expenses	6,40,443	10,70,865
Leave encashment	62,028	24,375
Public Provident Fund	70,200	
Total	2,25,47,978	2,04,57,406



SS MICROTECH PVT. LTD.
[Signature]
DIRECTOR

[Signature]
DIRECTOR



SS MICROTECH PVT. LTD.

NOTE 21	As on 31.03.2024	As on 31.03.2023
Financial costs	Amt(Rs.)	Amt(Rs.)
Interest paid to Director on borrowing	23,25,380	23,69,249
Interest on Car Loan	2,78,478	1,87,191
Interest on unsecured loan		34,520
Interest on Factory Loan	2,68,402	4,39,533
Total	28,72,260	30,30,493



SS MICROTECH PVT. LTD.

DIRECTOR

DIRECTOR



SS MICROTECH PVT. LTD.

NOTE 22	As on 31.03.2024	As on 31.03.2023
Depreciation and Amortization	Amt(Rs.)	Amt(Rs.)
Depreciation on Property Plant and Equipment	13,51,090	12,10,585
Total	13,51,090	12,10,585



SS MICROTECH PVT. LTD.

DIRECTOR

DIRECTOR



SS MICROTECH PVT. LTD.

NOTE 23	As on 31.03.2024	As on 31.03.2023
Other Expenses	Amt(Rs.)	Amt(Rs.)
Rate & Taxes	1,41,24,535	85,19,916
Custom Clearing Expenses	3,73,602	3,05,534
Travelling, Conveyance and lodging	15,19,896	10,62,082
Freight & Forwardings	29,25,355	15,95,795
Sales Commission	32,39,375	1,04,000
Machining, service and Site Expenses	56,26,531	29,61,472
Security Charges	2,48,965	2,48,964
Interest and late fees Paid	4,950	1,29,298
Business promotion expenses	56,185	55,165
Hire Charges	5,66,919	3,99,810
Rent Paid	75,000	61,000
Insurance Charges	4,74,070	1,96,731
Power & Fuel	6,84,197	6,29,076
Printing & Stationery	1,08,658	92,494
Professional Charges	11,33,150	6,20,450
Loading and Unloading charges	2,05,830	1,80,635
Repairs and Maintenance	8,45,377	8,09,748
Auditor's Remuneration as an auditor	62,500	62,500
Client Entertainment	76,430	64,807
Food Expenses	6,80,952	5,06,704
Bank Charges	53,138	1,27,726
Legal Expense	19,992	8,000
Telephone & Internet Expenses	55,362	55,686
Courier & Postages	30,450	43,248
Subscription Charges	21,000	25,800
Bad Debts		1,86,383
Festival Expenses	1,25,352	1,13,324
Cleaning Expenses	2,08,625	1,84,034
Others	3,89,913	2,27,659
Penalty		3,100
Packing Charges	1,18,850	1,29,511
Total	3,40,55,158	1,97,10,652



SS MICROTECH PVT. LTD.
DIRECTOR DIRECTOR

